

# February, 2013

## Introduction

Dear Teachers of K-3,

Happy February! What an exciting month: Groundhog's Day, President's Day, and Valentine's Day! I've included fun ideas to spice up your heart-felt celebrations.

Have a happy month, and be sure to log on next month for more exciting ideas for March.

Hearts to you,

Dr. Maggie



# My Snowmen

by Dr. Maggie Allen


(Tune: "This Old Man")

My snowman number ONE,  
I built him for lots of fun.  
With a pit-pat, add some snow,  
Roll it nice and round.  
My snowman's the best in town.



My snowman number TWO,  
I built him for me and you.  
With a pit-pat, add some snow,  
Roll it nice and round.  
My snowman's the best in town.

My snowman number THREE,  
He is really big, you see.  
With a pit-pat, add some snow,  
Roll it nice and round.  
My snowman's the best in town.




My snowman number FOUR,  
He stands in front of a store.  
With a pit-pat, add some snow,  
Roll it nice and round.  
My snowman's the best in town.

My snowman number FIVE,  
Looks like he could be alive.  
With a pit-pat, add some snow,  
Roll it nice and round.  
My snowman's the best in town.



# My Snowmen Props



# Chuckie Groundhog

By Dr. Maggie Allen

His name is Chuckie,  
He's a little groundhog.  
He likes to play outside  
And hide by a log.  
But when it's cold outside,  
He'll dig deep and snore,  
And when spring comes,  
He'll play out once more.

Chuckie, it's a sunny day.  
Chuckie, will you come out to play?

(chant) *Well, what is it? What do you say?  
Chuckie Groundhog, will you come out today?*

No, no,  
No, I say. I won't come out on a sunny day.

(chant) *Oh, no? No, you say?  
You won't come out on a sunny day? (Oh, well!)*

Chuckie, it's a cloudy day.  
Chuckie, will you come out to play?

(chant) *Well, what is it? What do you say?  
Chuckie Groundhog, will you come out today?*

Yes, yes,  
Yes, I say. I'll come out on a cloudy day.  
Yes, oh, yes, I'll come out and stay!

My name is Chuckie,  
I'm a little groundhog.  
I like to play outside  
And hide by a log.  
But when it's cold outside,  
I'll dig deep and snore,  
And when spring comes,  
I'll play out once more.  
And when spring comes,  
I'll play out once more.



# Groundhog Capers

## Procedure

1. Darken the room. Turn on a large flashlight and shine it toward the ceiling. Hold a groundhog stick puppet in front of the light ray to cast a groundhog shadow on the wall or ceiling.
2. Turn the lights on and talk about how shadows are made.
3. Share the legend of the groundhog: If February 2 is a sunny day, the groundhog will see its shadow as it emerges from its hole. That scares the groundhog, and it goes back into its hole to sleep for six more weeks of winter. If it is a cloudy day, the groundhog will stay out, signifying spring is on its way.
4. Have students listen carefully as you read "Chuckie Groundhog." Use the reproducible to make an overhead transparency.
5. Read it together. Ask for volunteers to retell the story.

## Extension

Have students dramatize the poem. Use a large, clean trash can turned on its side for the groundhog's hole. Select students to play the parts of the groundhog, the sun, and clouds while the rest of the class reads the poem.



## Additional Activities

### Real or Make-Believe

Have children take a poll with older children and adults to find out whether or not they believe the groundhog can predict the end of winter and the arrival of spring. Have children share their results with the class.

Can a groundhog predict The end of winter?	
Yes	IIII
No	IIII II

## Curriculum Connections

### Art

Have children draw a groundhog coming out of its hole with the sun to its back. Discuss where its shadow would be. Show students how to draw the shadow.



### Science

Provide flashlights, brown construction paper, scissors, tape, and craft sticks. Have children make their own groundhog stick puppets and work in partners to use flashlights and create shadows. Encourage children to talk with their partners about their observations with light and shadow.

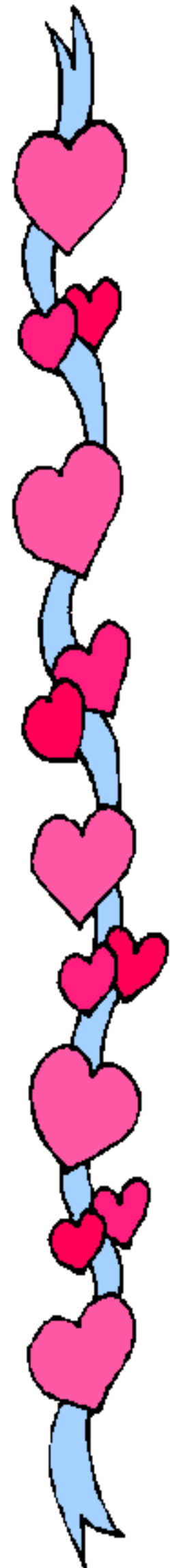


# Valentines So Fine

By Dr. Maggie Allen

Valentines red,  
And valentines white,  
All say I love you,  
Please hold me tight.

Valentines pink,  
All ruffled so fine,  
All say I love you,  
And will you be mine?



## Special Secret Hearts


Teach children this valentine rhyme. Call children's attention to the way in which the same sentiment can be conveyed through poem or song.

### Secret Hearts

By Dr. Maggie Allen

Secret hearts  
On a special day,  
Secret hearts  
Are coming your way.

You'll just have to wonder  
Who sent you this.  
'Cause all I'm signing  
Is "Sealed with a kiss!"



## Artistic Valentine

Provide heart-shaped sponges and white, pink, and red finger paint. Have students paint heart designs. Ask children to label their artwork with a title or create a poem to present to a parent/guardian on Valentine's Day.






# The "Be-Mine" Music Box

By Dr. Maggie Allen

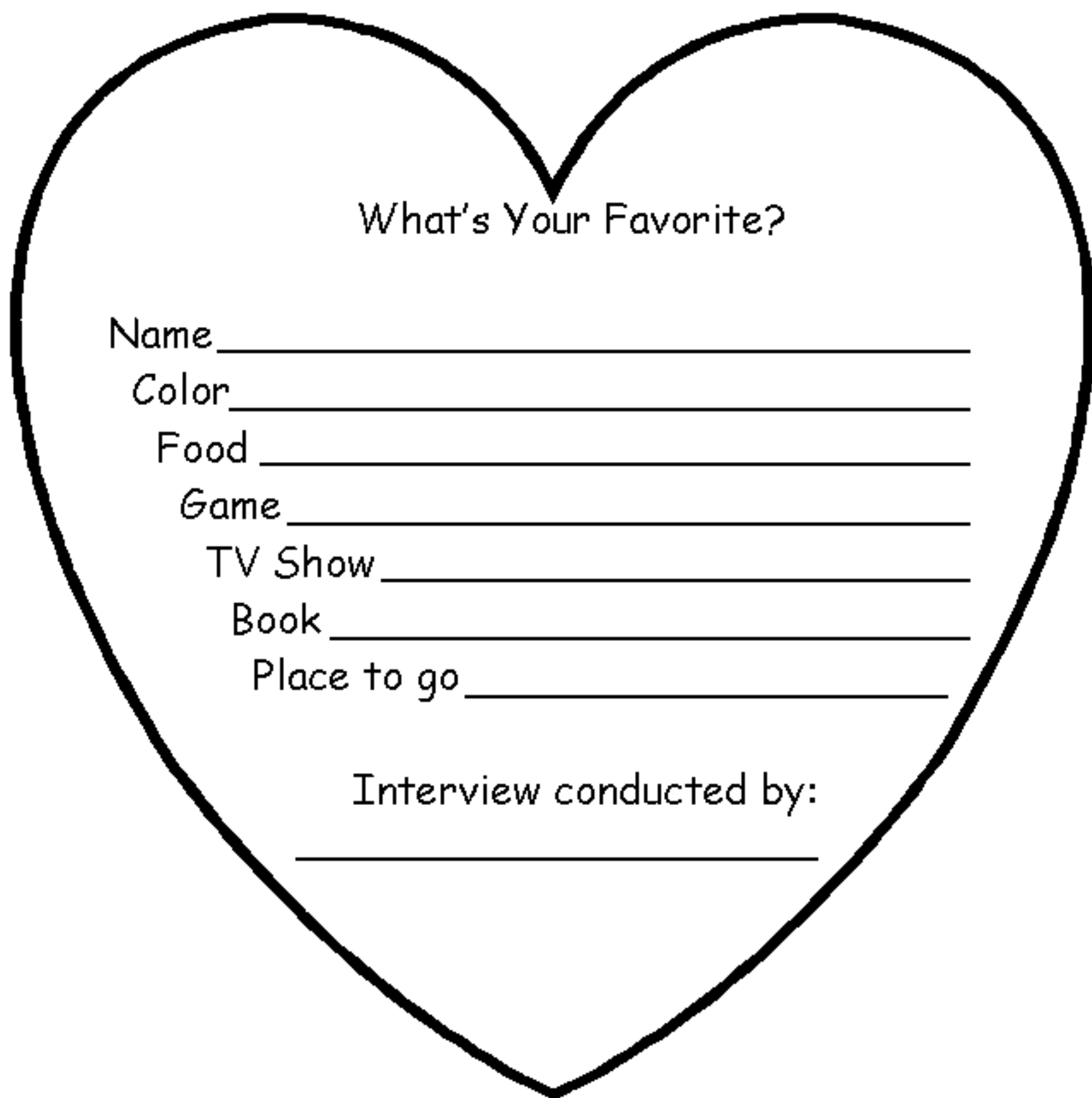
Valentines red,  
And valentines white,  
All say I love you,  
Please hold me tight.

Valentines pink,  
All ruffled so fine,  
All say I love you,  
And will you be mine?



## Who's a Special Valentine?

Select a special friend. Interview your friend about his/her favorite things. Write them in the heart. Allow time for students to share their interviews, or post them on a bulletin board for students to read and enjoy.



What's Your Favorite?

Name \_\_\_\_\_

Color \_\_\_\_\_

Food \_\_\_\_\_

Game \_\_\_\_\_

TV Show \_\_\_\_\_

Book \_\_\_\_\_

Place to go \_\_\_\_\_

Interview conducted by:  
\_\_\_\_\_